

Diffuser luminaire - Opal diffuser - direct/indirect distribution - IP 65

Round luminaire housing made of recyclable polycarbonate; Housing colour traffic white RAL 9016; Round domed polycarbonate diffuser, with opal matt smooth surface. With integrated HF motion sensor.. Electrical connection via 5-pole connection terminal with plug-in contacts.. Light Control: netlife easyS9; Regiolux Classification: netlife easy; Control signal: Switch; Number of control gear (max): 4; Communication: Wired; Sensor technology: HF - high frequency; Installation height (min/max): 2m to 4m; Monitoring area: max. D=8m; Optional remote control: 84501101201; Application: Garages, Secondary rooms, Corridors; Function: Motion detection.

CHARACTERISTICS

Order number	25346134111
EAN number	4020863370351
Commodity code	94051140
Certification mark	IP 65, Protection class I, Heat filament test 650°C, F, D, Indoor, CE
Impact resistance (IK rating)	IK07
Ambient temperatur	ta 25°C
Warranty period	5 years
State funding programs	BEG - Federal funding for efficient buildings (valid only for Germany)

ELECTRICAL ENGINEERING

Controller	Electronic driver + motion sensor S9 (1 pcs.)
System output	18W
Mains voltage	230V/50Hz
Circuit breakers (inrush current)	27 pieces/B10, 44 pieces/B16, 41 pieces/C10, 66 pieces/C16
Energy efficiency class/light source	D

LIGHTING TECHNOLOGY

Placement	LED, Colour rendering/Light colour CRI ≥ 80 / 4000K
Colour tolerance (MacAdam)	3SDCM
Nominal luminous flux	2250lm
LED service life	50000h L80/B10 (Tq 25°C)
Luminaire luminous efficiency	122lm/W
UGR lat./long.	20.9 / 20.9

MECHANICS

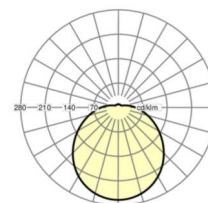
Housing colour	traffic white RAL 9016
Dimensions (LxWxH/DxH)	373mm x 135mm
Weight (net)	1.23kg
Cable entry KE	See mounting instructions
Type of installation	Ceiling-mounted single installation, Wall mounting

Dimensions

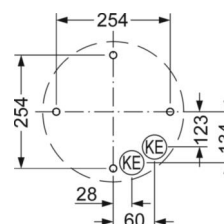
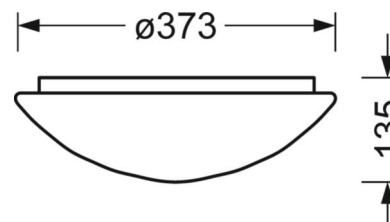
H	135 mm	Height
D	373 mm	Diameter
A1	180 mm	Mounting distance single mounting
A2	255 mm	Mounting distance 1st luminaire of the light run

DEEP-LINK

<https://www.regiolux.de/en/article/25346134111>



Reference	LED 2300lm 840
ηLB	100 %
Φ ↓/↑	89 % / 11 %
UGR lat./long.	20.9 / 20.9



LC SYSTEM

CHARACTERISTICS

Regiolux Classification	netlife easy
Control signal	Switch
Number of control gear (max)	4
Communication	Wired
Sensor technology	HF - high frequency
Installation height (min/max)	2m to 4m
Optional remote control	84501101201
Application	Garages, Secondary rooms, Corridors
Function	Motion detection

